

OFFICE CHAIR / OFFICE SEATING

Page 1



M 10L
Presidential Leather Highback Chair
D:20" W:21" H:45" - 49"



M 11L
Presidential Leather Highback Chair
D:20" W:21" H:45" - 49"



M 12L
Presidential Leather Highback Chair
D:20" W:21" H:44" - 48"



M 13L
Presidential Leather Lowback Chair
D:21" W:21" H:37" - 41"



M 14L
Presidential Conference Chair
D:20" W:21" H:38"



SL
Presidential Highback Chair
D:19" W:19" H:47"-51"



CL
Presidential Highback Leather Chair
D:19" W:19" H:47" - 51"



PL
Presidential Highback Leather Chair
D:19" W:19" H:41" - 51"

OFFICE CHAIR / OFFICE SEATING

Page 2



100CL
Presidential Highback Leather Chair
H : 1230mm - 1310mm
W : 500mm - 640mm
D : 490mm - 590mm



99CL
Presidential Highback Leather Chair
H : 1110mm - 1180mm
W : 550mm - 690mm
D : 500mm - 600mm



88CL
Presidential Highback Leather Chair
H : 1120mm - 1200mm
W : 550mm - 690mm
D : 500mm - 600mm



77CL
Presidential Highback Leather Chair
H : 1190mm - 1290mm
W : 490mm - 610mm
D : 490mm - 590mm



66CL
Presidential Highback Leather Chair
H : 1130mm - 1210mm
W : 550mm - 690mm
D : 500mm - 600mm



55CL
Presidential Highback Leather Chair
H : 1090mm - 1190mm
W : 550mm - 630mm
D : 500mm - 600mm



33CL
Presidential Highback Leather Chair
H : 1100mm - 1200mm
W : 550mm - 630mm
D : 500mm - 600mm



22CL
Presidential Highback Leather Chair
H : 1100mm - 1200mm
W : 550mm - 630mm
D : 500mm - 600mm

OFFICE CHAIR / OFFICE SEATING

Page 3



AN1A

H : 1200mm - 1300mm
W : 490mm - 645mm
D : 500mm - 600mm



AN3A

H : 1040mm - 1140mm
W : 490mm - 645mm
D : 500mm - 600mm



AN5A

H : 940mm - 1040mm
W : 470mm - 620mm
D : 500mm - 600mm



AN7A

H : 970mm
W : 470mm - 620mm
D : 500mm - 600mm



AN1N

H : 1200mm - 1300mm
W : 490mm - 645mm
D : 500mm - 600mm



AN3N

H : 1040mm - 1140mm
W : 490mm - 645mm
D : 500mm - 600mm



AN5N

H : 940mm - 1040mm
W : 470mm - 620mm
D : 500mm - 600mm



AN7N

H : 970mm
W : 470mm - 620mm
D : 500mm - 600mm

Optional



HEADREST SUPPORT
Philosophy headrest design with quality upholstery workmanship



BACK CLAD
Solid steel clad with chrome surfaced



A PP ARMREST
Polypropylene Complete with rounded chrome capping



Z PP ARMREST
Polypropylene moulded design in black finish



ALUMINIUM HIGH BASE
5 pronged die-cast Aluminium polished base



NYLON HIGH BASE
5 pronged nylon chair base



AD1

Presidential Highback Chair
D:21" W:21" H:47"-51"



S1

Presidential Highback Chair
D:19" W:19" H:47"-51"



Z1

Presidential Highback Chair
D:20" W:19" H:48"-52"



S5
Presidential Highback Chair
D:19" W:19" H:47"-51"



A8
Presidential Highback Chair
D:20" W:20" H:47"-51"



K1
Presidential Highback Chair
D:20" W:19" H:48"-52"



A1
Presidential Highback Chair
D:21" W:21" H:47"-51"

DIRECTOR CHAIR SERIES

DIRECTOR CHAIR SERIES



FOX D-801H
Highback Chair

Size :
640W x 680D x 1120 -1220H



FOX D-802H
Highback Chair

Size :
670W x 710D x 1160 -1220H



FOX D-838H
Highback Chair

Size :
655W x 710D x 1255 -1315H



FOX D-848H
Highback Chair

Size :
670W x 710D x 1180 -1240H



FOX D-803H
Highback Chair

Size :
680W x 710D x 1265 -1335H



FOX D-804H
Highback Chair

Size :
615W x 710D x 1080 -1180H



FOX D-858H
Highback Chair

Size :
670W x 710D x 1160 -1220H



FOX D-868H
Highback Chair

Size :
590W x 660D x 1065 -1155H



FOX D-818H
Highback Chair

Size :
640W x 710D x 1255 -1315H



FOX D-828H
Highback Chair

Size :
655W x 710D x 1260 -1320H



FOX D-878H
Highback Chair

Size :
610W x 670D x 1230 -1290H



FOX D-888H
Highback Chair

Size :
610W x 680D x 1150 -1210H

LEN



CH18H
D:470-700 W:540-680 H:1180-1240mm



CH18L
D:470-700 W:540-680 H:980-1040mm



CH18V
D:470-660 W:540-680 H:980mm



CH19H
D:470-700 W:540-680 H:1180-1240mm



CH19L
D:470-700 W:540-680 H:980-1040mm



CH19V
D:470-660 W:540-680 H:980mm



CH20H
D:520-690 W:520-680 H:1220-1280mm



CH20L
D:520-690 W:520-680 H:1080-1140mm



CH20V
D:520-660 W:620-680 H:1080mm



CH22H
D:520-690 W:520-680 H:1220-1280mm



CH22L
D:520-690 W:520-680 H:1080-1140mm



CH22V
D:520-660 W:620-680 H:1080mm

LEN



CHESTER

The new symbol for your office seating



Optional




HEADREST SUPPORT
Solid ergonomically proper support with chrome bar design.



C CHROME ARMRS
Metal curve designed with chrome finish.



ALUMINUM HIGH BASE
5 pronged die-cast Aluminum polished base.



BACKREST SUPPORT
Solid HD foam material. A conven curve arrangement provide support to the lumbar area.



C CHROME ARMRS
Metal curve designed with chrome finish.



NYLON HIGH BASE
5 pronged nylon chair base.



NX

clover



www.nexuscollection.com



nexusTM
COLLECTION



Comfortable Collaboration



There is no such thing as quick meeting. Thus squirming, fatigue, and loss of focus are unavoidable. Working with others requires a completely different set of postures, and therefore a completely different kind of chair. One that helps keep you focused and comfortable in collaborative settings.



EVERYTHING FLEXES

Every part of Clover was designed to flex and adjust to your body. The backrest's top flexing edge lets you comfortably rest your arm on top of the chair. The flexing backrest encourages you to move and shift, allowing you to sit accordance to your body weight as well as height. And the flexing back contours to support any posture your body needs at any given moment.



AUTOMATIC COMFORT

The Clover chair offers one manual adjustment, which is the seat height. The rest is taken care of for you. The self-weight adjustment mechanism naturally puts you in best position of comfort right from the start. When you first sit on Clover, it senses your center of gravity and adjusts to the position that will put the least amount of stress in your body, while still keeping you properly oriented and supported. When you move or shift posture, Clover does the same, allowing you to enjoy the chair in comfort.



SOPHISTICATED SIMPLICITY

Clover is a hardworking task chair designed to handle long hours of serious sitting. With fully upholstered back and PU padded armrest, Clover brings an element of sophistication to any workspace.



Consistent Support



That nice flex you feel when you lean against the Clover chair's backrest is the what we wanted for you when we designed this chair.

Different than typical chair, CLOVER offer flexors that move with your back for consistent, dynamic support.

Adjustable Headrest

Two-pivoted headrest allows precise adjustment of the angle and height to support neck comfortably in any sitting position.

4D Adjustable Armrest

Telescope in and out, move forward and back, pivot, and adjust up and down which provides natural position that comfortably supports the wrists, forearms, shoulders and neck.



Seat Slider

Adjustable seat depth that accommodates different body shapes for long-hours comfort.



PU Moulded Backrest

Contours to fit your spine for continuous lower back support as you tilt, whilst your body comfortably tucks into the backrest.

Mechanism

Self-weight adjustment synchronized mechanism with 3 tensions level adjustable knob and multi-locking system designed to adapt your body weight automatically.



Flexible Backrest Edge

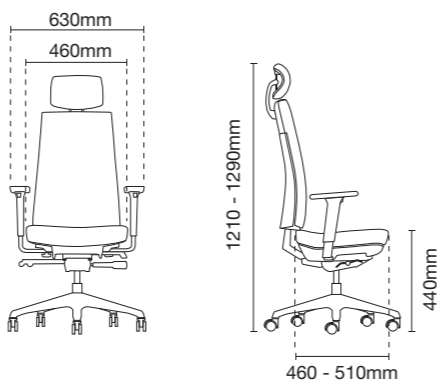
Flexes to support multiple postures for freedom of movement.



CV6110L - 14D98

Presidential high back

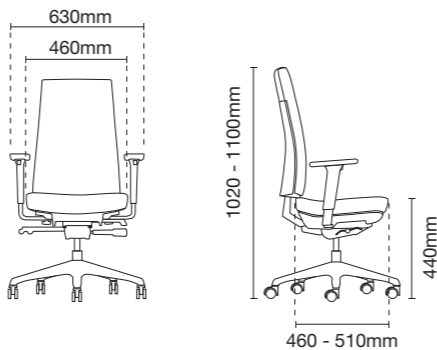
- AB14 aluminium base
- D98 4D aluminium adjustable armrest
- MH024S self-weight adjustment synchronized mechanism with seat slide (multi-locking)



CV6111L - 14D98

Presidential medium back

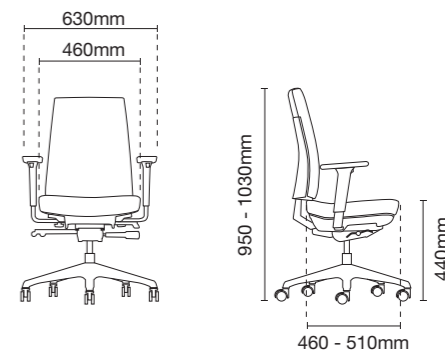
- AB14 aluminium base
- D98 4D aluminium adjustable armrest
- MH024S self-weight adjustment synchronized mechanism with seat slide (multi-locking)



CV6112L - 14D98

Executive low back

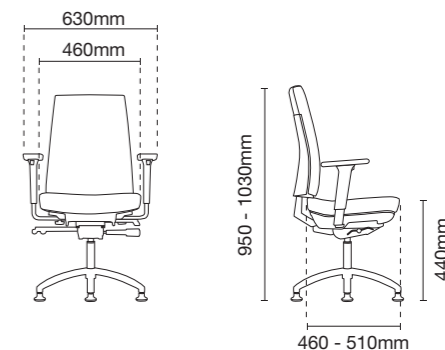
- AB14 aluminium base
- D98 4D aluminium adjustable armrest
- MH024S self-weight adjustment synchronized mechanism with seat slide (multi-locking)



CV6113L - 90CD98

Visitor / Conference chair with arm

- 90C 4 pronged aluminium base with stud
- D98 4D aluminium adjustable armrest
- MH024S self-weight adjustment synchronized mechanism with seat slide (multi-locking)

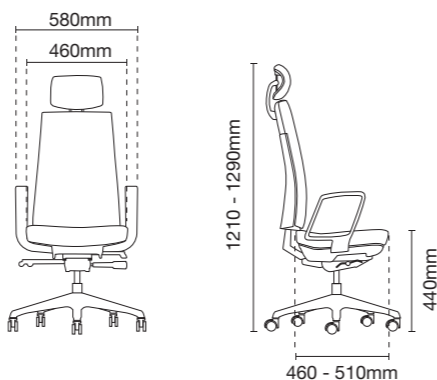




CV6110F - 24A66

Presidential high back

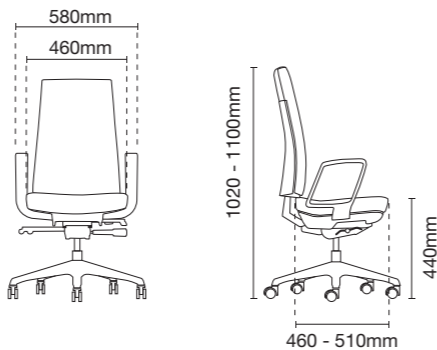
- NB24 nylon base
- A66 fixed armrest
- MH024S self-weight adjustment synchronized mechanism with seat slide (multi-locking)



CV6111F - 24A66

Presidential medium back

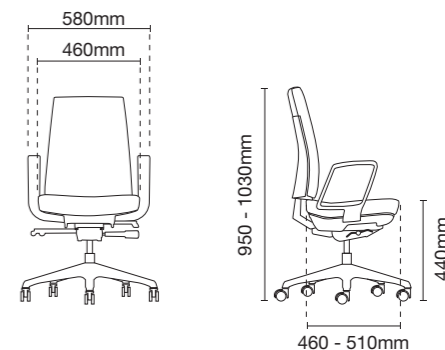
- NB24 nylon base
- A66 fixed armrest
- MH024S self-weight adjustment synchronized mechanism with seat slide (multi-locking)



CV6112F - 24A66

Executive low back

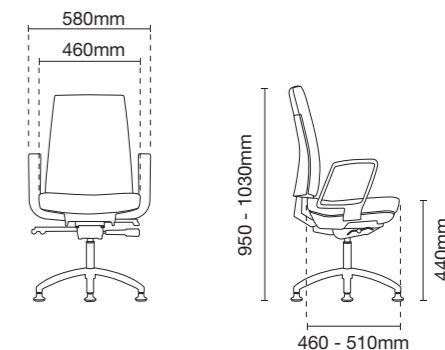
- NB24 nylon base
- A66 fixed armrest
- MH024S self-weight adjustment synchronized mechanism with seat slide (multi-locking)



CV6113F - 90CA66

Visitor / Conference chair with arm

- 90C 4 pronged aluminium base with stud
- A66 fixed armrest
- MH024S self-weight adjustment synchronized mechanism with seat slide (multi-locking)





Adjustable Headrest

The two-pivoted headrest allows precise adjustments of the angle and the height, giving comfort and support to neck and head at any seating position. (Pic 1, 2)

4D Adjustable Armrest with Polyurethane Armpad

Telescope in and out, move forward and back, pivot, and adjust up and down which provides natural position that comfortably supports the wrists, forearms, shoulders and neck. (Pic 3, 4)

Fixed Armrest

Moulded polypropylene armrest in black finish. (Pic 5)

5 Pronged Base

5 pronged base in either nylon or die-cast polished aluminium finish, generates by highly sophisticated ambience to provide strong stability. (Pic 6, 7)

4 Pronged Base

4 pronged base in die-cast polished aluminium finish, generates by highly sophisticated ambience to provide strong stability. (Pic 8)

Polyurethane Castors or Stud

Both the 50mm polyurethane dual-wheel castors and studs are designed for smooth gliding and also reduce floor scratches. (Pic 9, 10)

Adjustable Seat Depth / Slider Mechanism

Using a simple lever under the seat, user can easily adjust the depth of the seating to accommodate his sitting preference and comfort. (Pic 11)

Self-Weight Tilting Mechanism

Self-weight adjustment synchronized mechanism with 3 tensions level adjustable knob and multi-locking system designed to adapt your body weight automatically. (Pic 12, 13, 14)

Height Adjustable Pneumatic Cylinder

Imported heavy duty pneumatic cylinder designed with safety and durability features, allows for height adjustment of the chair to suit each users physique. (Pic 15)

Polyurethane Moulded Foam

High density polyurethane moulded foam come with fire retardant feature, gives the seat flexibility to conform user seating posture, provides great support and best comfort even for long seating hours. The black finish seat cover below is designed for greater protection to the foam, quality upholstery and user safety. (Pic 16)

Backrest Cover With Polyurethane Moulded Foam

High quality moulded polypropylene backrest cover in black finishing that come with polyurethane moulded foam for the backrest comfort. (Pic 17)

NX

hugo

www.nexuscollection.com



nexusTM
COLLECTION



Finest

at Every Detail

Hugo is designed with careful and meticulous sewing of the upholstery based on high quality and finest craftsmanship. The chair comes with adjustable backrest that support and improve the sitting posture. Aim to harmonize the environment, the premium design of the chair sits in seamlessly in all sort of office environment – be it a big office space or even at your small office home office (SOHO). Hugo pave the way to the new standard of the cushion chair.



SIMPLICITY BACKED BY EXCELLENT SUPPORT AND COMFORT

With its compact size and contemporary design, you will find Hugo to be remarkably suitable for small office as well as home office. Not only does it help to save more space, Hugo even beautify your working space without much effort. Practical and comfortable, Hugo makes it perfect for long working hours.



COLOURFUL DESIGN

THAT UNIQUELY
DISTINGUISHES YOU
FROM THE OTHERS

When it comes to having plenty of choices, Hugo got you covered. No matter what style of office design you select, your piece can be upholstered in an unending choice of fabrics in all

colours with kooky textures and patterns. Take your working space from bland to bold with a hearty serving of colour inspired by our favorite colourful fabric designs.



INTERACTION AT ITS BEST

Hugo chairs make bridges into good places for interaction
– turning the room into spectacular views



HUGO

OFFERS THE BEST FEATURES THAT
AN IDEAL CHAIR SHOULD HAVE.

Adjustable Headrest

The adjustable headrest enables user to find the best position to support the neck comfortably in any sitting position.



Adjustable Backrest

Height adjustable backrest provide excellent back supports to each users with different body height.



Seat Slider

Adjustable seat depth that accommodates different body shapes for long-hours comfort.



4D Adjustable Armrest

Telescope in and out, move forward and back, pivot, and adjust up and down which provides natural position that comfortably supports the wrists, forearms, shoulders and neck.



Mechanism

Self-weight adjustment synchronized mechanism with 3 tensions level adjustable knob and multi-locking system designed to adapt your body weight automatically.




PU Moulded Backrest

Contours to fit your spine for continuous lower back support as you tilt, whilst your body comfortably tucks into the backrest.

Backrest Support

The specially designed contoured backrest provides great comfort and support at any preferred working postures.

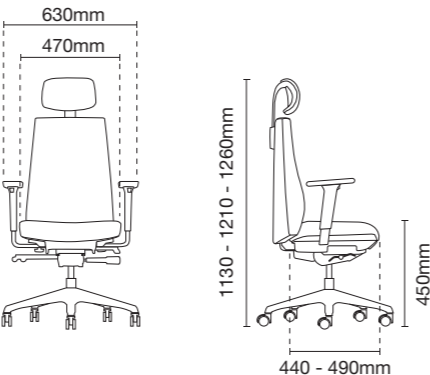




HG6210L - 14D98

Presidential high back

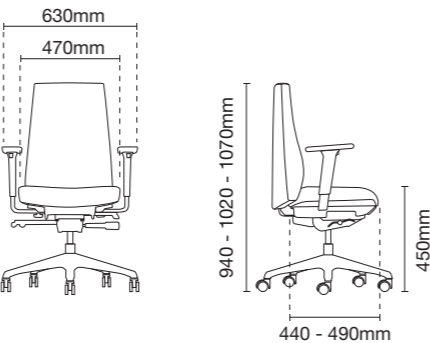
- AB14 aluminium base
- D98 4D aluminium adjustable armrest
- MH024S self-weight adjustment synchronized mechanism with seat slide (multi-locking)
- Height adjustable backrest



HG6212L - 14D98

Executive low back

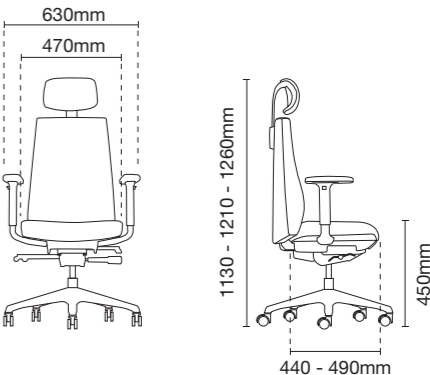
- AB14 aluminium base
- D98 4D aluminium adjustable armrest
- MH024S self-weight adjustment synchronized mechanism with seat slide (multi-locking)
- Height adjustable backrest



HG6210F - 24D30

Presidential high back

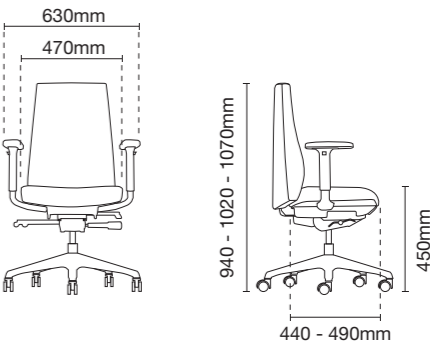
- NB24 nylon base
- D30 adjustable nylon armrest
- MH024S self-weight adjustment synchronized mechanism with seat slide (multi-locking)
- Height adjustable backrest



HG6212F - 24D30

Executive low back

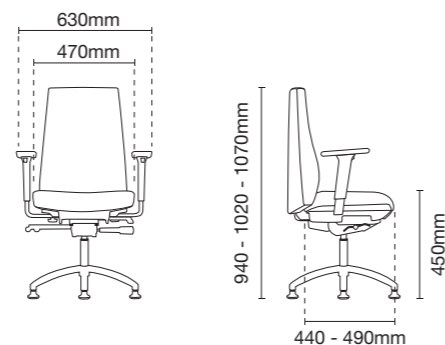
- NB24 nylon base
- D30 adjustable nylon armrest
- MH024S self-weight adjustment synchronized mechanism with seat slide (multi-locking)
- Height adjustable backrest



**HG6213L - 90CD98**


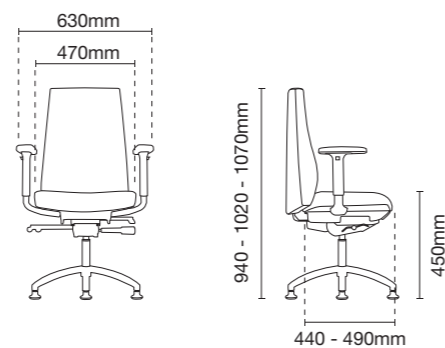
Visitor / Conference chair with arm

- 90C 4 pronged aluminium base with stud
- D98 4D aluminium adjustable armrest
- MH024S self-weight adjustment synchronized mechanism with seat slide (multi-locking)
- Height adjustable backrest

**HG6213F - 90CD30**

Visitor / Conference chair with arm

- 90C 4 pronged aluminium base with stud
- D30 adjustable nylon armrest
- MH024S self-weight adjustment synchronized mechanism with seat slide (multi-locking)
- Height adjustable backrest





Adjustable Headrest

The height adjustable headrest allows precise adjustments of the height, giving comfort and support to neck and head at any seating position. (Pic 1)

4D Adjustable Armrest with Polyurethane Armpad

Telescope in and out, move forward and back, pivot, and adjust up and down which provides natural position that comfortably supports the wrists, forearms, shoulders and neck. (Pic 2, 3, 4)

Nylon Adjustable Armrest

Nylon adjustable armrest with polyurethane armpad to enhance support with best comfort (Pic 5)

5 Pronged Base

5 pronged base in either nylon or die-cast polished aluminium finish, generates by highly sophisticated ambience to provide strong stability. (Pic 6, 7)

4 Pronged Base

4 pronged base in die-cast polished aluminium finish, generates by highly sophisticated ambience to provide strong stability. (Pic 8)

Polyurethane Castors or Stud

Both the 50mm polyurethane dual-wheel castors and studs are designed for smooth gliding and also reduce floor scratches. (Pic 9, 10)

Adjustable Seat Depth / Slider Mechanism

Using a simple lever under the seat, user can easily adjust the depth of the seating to accommodate his sitting preference and comfort. (Pic 11)

Self-Weight Tilting Mechanism

Self-weight adjustment synchronized mechanism with 3 tensions level adjustable knob and multi-locking system designed to adapt your body weight automatically. (Pic 12, 13, 14)

Height Adjustable Pneumatic Cylinder

Imported heavy duty pneumatic cylinder designed with safety and durability features, allows for height adjustment of the chair to suit each users physique. (Pic 15)

Polyurethane Moulded Foam

High density polyurethane moulded foam come with fire retardant feature, gives the seat flexibility to conform user seating posture, provides great support and best comfort even for long seating hours. The black finish seat cover below is designed for greater protection to the foam, quality upholstery and user safety. (Pic 16)



klair

PRACTICAL & PERSONAL

◀ PRACTICAL & PERSONAL





PRODUCT DETAIL

Product: KLAIR Material: Leather / Polyurethane



KL 190L-12S58
1170mm x 1250mm(H)
510mm x 620mm(W)
500mm(D)



KL 191L-12S58
1070mm x 1150mm(H)
510mm x 620mm(W)
500mm(D)



KL 192L-12S58
970mm x 1050mm(H)
510mm x 620mm(W)
500mm(D)



KL 193L-90CS58
960mm(H)
510mm x 620mm(W)
500mm(D)

Product: KLAIR Material: Fabric



KL 190F-30A70
1170mm x 1250mm(H)
510mm x 620mm(W)
500mm(D)



KL 191F-30A70
1070mm x 1150mm(H)
510mm x 620mm(W)
500mm(D)



KL 192F-30A70
970mm x 1050mm(H)
510mm x 620mm(W)
500mm(D)



KL 193F-90EA70
960mm(H)
510mm x 620mm(W)
500mm(D)



Fixed Armrest CODE: A 70
L-shape moulded polypropylene armrest in black finish. (Pic. 1)

Polished Aluminium Armrest CODE: S 58
Polished aluminium armrest with upholstery armpad is designed for its visual aesthetics, durability and reliability. The top upholstery armpad provides soft texture and cushiony feel for a more comfortable resting of elbows. (Pic. 2)

Polypropylene Base CODE: PB 30
5 pronged polypropylene base with dual-wheel nylon castors. (Pic. 3)

Aluminium Base CODE: AB 12
5 pronged die-cast aluminium polished base, generates by highly sophisticated ambience to provide strong stability. (Pic. 4)

Fine Stitches
Enhanced quality upholstery and fine stitching workmanship. (Pic.5)

Tilting Mechanism CODE: MH 100
Swivel metal spring mechanism with one locking system at the seat right posture and tilt at 25° reclining position, allows tilting of backrest and seating at the same angle, to ease user movement. (Pic. 6)

Tilting Mechanism CODE: MH 108
Swivel knee tilt mechanism with multi tilting lock system and tilt at 30° reclining position, allows tilting of backrest and seating in same angle, also allows angle locker to help user to control over tilting angles for desired working postures. (Pic. 7)

Height Adjustable Pneumatic Cylinder
Imported heavy duty pneumatic cylinder designed with safety and durability features, allows for height adjustment of the chair to suit each users physique. (Pic. 8)

Sponge
High density polyurethane sponge, provides soft and cushiony seating feeling. (Pic. 9)

pegaso

REGALLY YOURS

Unchallenged Luxury

Tastefully crafted, the Pegaso collection is for those who truly understand what true luxury means. With this in mind, the complete seating solution will gratify any seating connoisseur with its quality and supreme practicality.



pegaso

REGALLY YOURS



THERE’S A LOT OF WORK TO BE DONE, SO WHEN IT COMES TO COMFORT, YOU JUST GOTTA HAVE IT.

PRODUCT DETAIL

Product: PEGASO Material: Leather / Polyurethane



PG 110L-10D46
1240mm x 1320mm(H)
480mm x 610mm(W)
480mm - 530mm(D)



PG 111L-10D46
1040mm x 1120mm(H)
480mm x 610mm(W)
480mm - 530mm(D)



PG 112L-10D46
940mm x 1020mm(H)
480mm x 610mm(W)
480mm - 530mm(D)



PG 113L-83CA
940mm(H)
480mm x 590mm(W)
480mm(D)



PG 114L-84C
940mm(H)
480mm x 570mm(W)
480mm(D)

Product: PEGASO Material: Fabric



PG 110F-20D40
1240mm x 1320mm(H)
480mm x 610mm(W)
480mm(D)



PG 111F-20D40
1040mm x 1120mm(H)
480mm x 610mm(W)
480mm(D)



PG 112F-20D40
940mm x 1020mm(H)
480mm x 610mm(W)
480mm (D)



PG 113F-83EA
940mm(H)
480mm x 590mm(W)
480mm(D)



PG 114F-84E
940mm(H)
480mm x 570mm(W)
480mm(D)



Adjustable Armrest with Polyurethane Armpad CODE: D 46
Adjustable armrest with chrome finish, a compactly designed armrest allowing height adjustment to firmly support elbows and eliminate stress for extended hours of work; while the polyurethane armpad is soft and designed to enhance support with best comfort. (Pic. 1)

Adjustable Armrest with Polyurethane Armpad CODE: D 40
Adjustable armrest with chrome finish, a compactly designed armrest allowing height adjustment to firmly support elbows and eliminate stress for extended hours of work; while the polyurethane armpad is soft and designed with pivot adjustable mechanism allow top slider to rotate in multi-angle to enhance support with best comfort. (Pic. 2)

Nylon High Base CODE: NB 20
5 pronged high black nylon base, generates by highly sophisticated ambience to provide strong stability. (Pic. 3)

Aluminium Base CODE: AB 10
5 pronged die-cast aluminium polished base, generates by highly sophisticated ambience to provide strong stability. (Pic. 4)

Polyurethane Castors
Sturdy 60mm polyurethane dual-wheel castors are designed for smooth gliding with safety feature, enable user to swivel in any directions in a perfect balanced-environment and also reduce floor scratches and chair noise while moving. (Pic. 5)

Capping Finishing
Strip capping with chrome finish located at the bottom of the chair backrest enhances quality upholstery while adding elegant design to the contours of the backrest. (Pic. 6)

Tilting Mechanism CODE: MH 002
Point synchronized technology with multi-locking mechanism, not only allows separate tilting of backrest and seating in different angles, but more advance with multi angle locker helps user to control over maximum levels of tilting angles depending on preferred working postures, making every seating position a perfect balanced environment. (Pic. 7)

Tilting Mechanism CODE: MH 005
Multi Functional Synchronized Mechanism allows separate tilting of backrest and seating in different angles, multi angle locker, more importantly with adjustable seat depth mechanism where seat can be slide in and out to obtain best seating position with maximum comfort. (Pic. 8 / 9)

Height Adjustable Pneumatic Cylinder (Pic. 10)
Imported heavy duty pneumatic cylinder designed with safety and durability features, allows for height adjustment of the chair to suit each users physique.

Polyurethane Moulded Foam
High density polyurethane moulded foam come with fire retardant feature, gives the seat flexibility to conform user seating posture, provides great support and best comfort even for long seating hours. (Pic. 11)

prima

WHEN LUXURY MEETS QUALITY

PRIMA is an elegant executive leather armchair symbolising prestige and status. It is the perfect complement to any contemporary boardroom, conference or office environment.

A distinctive fully padded leather facing with stitched detail is evident on the seat and back allowing for increased support and comfort.



prima

WHEN LUXURY MEETS QUALITY

Cutting-Edge Comfort

Comfort is king. Infused with stylish modernity, you will never see anything quite as desirable as the Prima’s all-encompassing package to fulfill your desires.



Chrome Armrest CODE: S 52
Chrome metal frame armrest with upholstery armpad is designed for its visual aesthetics, durability and reliability. The top upholstery armpad provides soft texture and cushiony feel for a more comfortable resting of elbows. (Pic. 1)

Aluminium Base CODE: AB 12
5 pronged die-cast aluminium polished base, generates by highly sophisticated ambience to provide strong stability. (Pic. 2)

Fine Stitches
Enhanced quality upholstery and fine stitching workmanship. (Pic. 3)

Tilting Mechanism CODE: MH 001
Swivel Knee Tilt Synchronized Mechanism with multi tilting lock system and tilt at 30° reclining position, not only allows separate tilting of backrest and seating in different angles, but also with angle locker helps user to control over tilting angles depending on preferred working postures, making every seating position a perfect balanced environment. (Pic. 4)

Height Adjustable Pneumatic Cylinder
Imported heavy duty pneumatic cylinder designed with safety and durability features, allows for height adjustment of the chair to suit each users physique. (Pic. 5)

Polyurethane Moulded Foam
High density polyurethane moulded foam come with fire retardant feature, gives the seat flexibility to conform user seating posture, provides great support and best comfort even for long seating hours. (Pic. 6)

PRODUCT DETAIL

Product: PRIMA Material: Leather / Polyurethane / Fabric



PR 120L-12S52
1190mm x 1270mm(H)
500mm x 650mm(W)
500mm(D)



PR 121L-12S52
1080mm x 1160mm(H)
500mm x 650mm(W)
500mm(D)



PR 122L-12S52
980mm x 1060mm(H)
480mm x 630mm(W)
500mm(D)



PR 123L-82C
930mm(H)
480mm x 550mm(W)
500mm(D)

sedan

CALM CHARACTERISTICS



Slim Comfort

A slim line executive chair range that provides exceptional comfort, craftsmanship and style for every office environment.



sedan

CALM CHARACTERISTICS



PRODUCT DETAIL

Product: SEDAN Material: Leather / Polyurethane



SD 180L-12S58
1150mm x 1230mm(H)
530mm x 620mm(W)
480mm(D)



SD 181L-12S58
1050mm x 1130mm(H)
530mm x 620mm(W)
480mm(D)



SD 182L-12S58
950mm x 1030mm(H)
530mm x 620mm(W)
480mm(D)



SD 183L-90CS58
940mm(H)
530mm x 620mm(W)
480mm(D)

Product: SEDAN Material: Fabric



SD 180F-30A78
1130mm x 1230mm(H)
530mm x 630mm(W)
480mm(D)



SD 181F-30A78
1030mm x 1130mm(H)
530mm x 630mm(W)
480mm(D)



SD 182F-30A78
930mm x 1030mm(H)
530mm x 630mm(W)
480mm(D)



SD 183F-90EA78
940mm(H)
530mm x 630mm(W)
480mm(D)



Fixed Armrest CODE: A 78
L-shape moulded polypropylene armrest in black finish. (Pic. 1)

Polished Aluminium Armrest CODE: S 58
Polished aluminium armrest with upholstery armpad is designed for its visual aesthetics, durability and reliability. The top upholstery armpad provides soft texture and cushiony feel for a more comfortable resting of elbows. (Pic. 2)

Polypropylene Base CODE: PB 30
5 pronged polypropylene base with dual-wheel nylon castors. (Pic. 3)

Aluminium Base CODE: AB 12
5 pronged die-cast aluminium polished base, generates by highly sophisticated ambience to provide strong stability. (Pic. 4)


Fine Stitches
Enhanced quality upholstery and fine stitching workmanship. (Pic. 5)

Tilting Mechanism CODE: MH 100
Swivel metal spring mechanism with one locking system at the seat right posture and tilt at 25° reclining position, allows tilting of backrest and seating at the same angle, to ease user movement. (Pic. 6)

Tilting Mechanism CODE: MH 108
Swivel knee tilt mechanism with multi tilting lock system and tilt at 30° reclining position, allows tilting of backrest and seating in same angle, also allows angle locker to help user to control over tilting angles for desired working postures. (Pic. 7)

Height Adjustable Pneumatic Cylinder
Imported heavy duty pneumatic cylinder designed with safety and durability features, allows for height adjustment of the chair to suit each users physique. (Pic. 8)

Sponge
High density polyurethane sponge, provides soft and cushiony seating feeling. (Pic. 9)



zytko

LUXURIOUSLY CLASSIC



Defining Status Radiating Eminence

Treat yourself to a collection of classic yet sophisticated masterpieces, each one personifying unparalleled quality and designed with luxury in mind. Illustrate your refined taste and let others be mesmerised.



Chrome Armrest CODE: S 50
Chrome metal frame armrest with upholstery armpad is designed for its visual aesthetics, durability and reliability. The top upholstery armpad provides soft texture and cushiony feel for a more comfortable resting of elbows. (Pic. 1)

Aluminium Base CODE: AB 12
5 pronged die-cast aluminium polished base, generates by highly sophisticated ambience to provide strong stability. (Pic. 2)

Fine Stitches
Enhanced quality upholstery and fine stitching workmanship. (Pic. 3)

Tilting Mechanism CODE: MH 001
Swivel Knee Tilt Synchronized Mechanism with multi tilting lock system and tilt at 30° reclining position, not only allows separate tilting of backrest and seating in different angles, but also with angle locker helps user to control over tilting angles depending on preferred working postures, making every seating position a perfect balanced environment. (Pic. 4)

Height Adjustable Pneumatic Cylinder
Imported heavy duty pneumatic cylinder designed with safety and durability features, allows for height adjustment of the chair to suit each users physique. (Pic. 5)

Polyurethane Moulded Foam
High density polyurethane moulded foam come with fire retardant feature, gives the seat flexibility to conform user seating posture, provides great support and best comfort even for long seating hours. (Pic. 6)

PRODUCT DETAIL

Product: ZYTKO | Material: Leather / Polyurethane / Fabric



ZY 360L-12S50
1200mm x 1280mm(H)
500mm x 650mm(W)
500mm(D)



ZY 361L-12S50
1100mm x 1180mm(H)
500mm x 650mm(W)
500mm(D)



ZY 362L-12S50
1000mm x 1080mm(H)
480mm x 630mm(W)
500mm(D)



ZY 363L-82C
1000mm(H)
480mm x 550mm(W)
500mm(D)